




No.	SDG	No.	Target	No.	Indicators	Initiative/Program	Year	Mexico	Central America	CONSOLIDATED	
8	DECENT WORK AND ECONOMIC GROWTH	8.2	Achieve higher levels of economic productivity through diversification, technological upgrading and innovation, including through a focus on high-value added and labour-intensive sectors	8.2.1	Annual growth rate of real GDP per employed person	Our Talent 					
		8.5	By 2030, achieve full and productive employment and decent work for all women and men, including for young people and persons with disabilities, and equal pay for work of equal value	8.5.1	Average hourly earnings of female and male employees, by occupation, age and persons with disabilities		Our talent 				
				8.5.2	Unemployment rate, by sex, age and persons with disabilities						
<p>PROMOTE SUSTAINED, INCLUSIVE AND SUSTAINABLE ECONOMIC GROWTH, FULL AND PRODUCTIVE EMPLOYMENT AND DECENT WORK FOR ALL</p>											
											
		8.8	Protect labour rights and promote safe and secure working environments for all workers, including migrant workers, in particular women migrants, and those in precarious employment	8.8.1	Frequency rates of fatal and non-fatal occupational injuries, by sex and migrant status	Health and Safety					
			Protect labour rights and promote safe and secure working environments for all workers, including migrant workers, in particular women migrants, and those in precarious employment	8.8.2	Increase in national compliance of labour rights (freedom of association and collective bargaining) based on International Labour Organization (ILO) textual sources and national legislation, by sex and migrant status		Freedom of Association				
<p>Our Talent</p> <p>Labor share of GDP comprising wages and social protection transfers</p>								2017	18.4%		
								2018	18.5%		
								2019	19.3%		
								2020	22.4%		
<p>Rate of increase in the salaries of associates</p>								2017	5.25%	2.50%-7.66%	
								2018	5.25%	2.50%-7.51%	
								2019	5.25%	2.50%-7.51%	
								2020	5.25%	3.50%-6.30%	
<p>Number of associates</p>								2017	198,769	38,286	237,055
								2018	195,571	38,860	234,431
								2019	200,207	38,765	238,972
								2020	193,567	37,704	231,271
<p>Number of women associates</p>								2017	105,348	15,697	121,045
								2018	105,608	15,933	121,541
								2019	109,169	16,455	125,624
								2020	106,267	16,421	122,688
<p>Number of men associates</p>								2017	93,421	22,589	116,010
								2018	89,963	22,927	112,890
								2019	91,038	22,310	113,348
								2020	87,300	21,283	108,583
<p>Number of associates by age</p>								Number of associates =< 25 years old			
								2019	53,541	11,288	64,829
								2020	47,984	8,072	56,056
								Number of associates from 26 to 30 years old			
								2019	33,632	10,021	43,653
								2020	32,508	9,977	42,485
								Number of associates from 31 a 35 years old			
								2019	25,979	7,131	33,110
								2020	25,909	7,846	33,755
								Number of associates from 36 a 40 years old			
								2019	22,079	4,592	26,671
								2020	21,403	5,106	26,509
								Number of associates =>41 years old			
								2019	64,976	5,733	70,709
								2020	65,763	6,703	72,466
<p>Number of associates with some sort of disability</p>								2017	356	185	541
								2018			1,539
								2019	1,243	1,080	2,323
								2020	3,206	1,266	4,472
<p>Number of jobs generated</p>								2017	3,544	1,283	4,827
								2018	2,932	1,216	4,148
								2019	6,186	2,357	8,543
								2020	3,858	713	4,571
<p>Health and Safety</p> <p>Goal: Zero Accidents Health and Safety Policy</p>								Percentage of reduction in associate accidents			
								2017		4.9%	
								2018		17.8%	
								2019	10%	24%	
								2020	15.1%	22%	
								Percentage of reduction in customer accidents			
								2017		32.63%	
								2018		35%	
								2019	13%	15%	
								2020	23%	8%	
<p>Number of associates trained in health and safety</p>								2017	163,550	11,522	175,072
								2018	171,072	14,935	186,007
								2019	166,829	20,967	187,796
								2020	173,392	3,724	177,116
<p>Freedom to Association</p>								Percentage of associates represented by unions or covered under collective bargaining agreements			
								2019	65%		
								2020	71%		